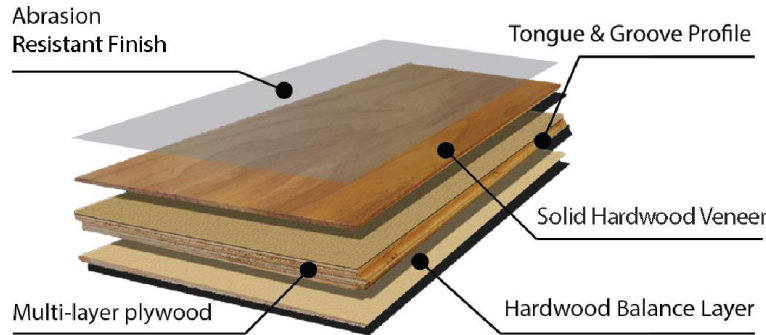


Features

- Wishbone Collection is a take on the classic herringbone flooring with a touch of contemporary sophistication.
- The planks can be laid in a variety of designs, including brick and basket weave patterns.
- Indoor Air Quality and Formaldehyde Emission tests: FloorScore certified and CARB 93120 Phase 2 and EPA 40 C.F.R. 770 compliant



Product Information

Product Line	Wishbone Engineered Hardwood Flooring
Construction	Tongue and Groove, Herringbone
Wood Species	White Oak
Dimensions	1/2" x 4-3/4" x 23-3/4"
The Look	Wirebrushed
Veneer and Finish	Ultra matte UV cured aluminium oxide coating for an oil-finished look
Sawn method	Sliced cut, 1.5mm veneer
Warranty	35-Year Residential Limited Warranty, 5-Year Light Commercial Limited Warranty
Installation	Please refer to Installation Instruction, Care and Maintenance Guide

Essential Characteristics

Characteristics	Test Method	Requirement	Our products test result
Reaction to fire	EN 13501-1	National requirement	Dfl-S1
Content of pentachlorophenol	CEN/TR 14823	PCP ≤ 5x10 ⁻⁶ⁿ	Undetectable
Formaldehyde Emission	EN 717-1	Class E1	Undetectable


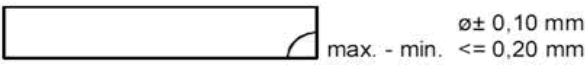
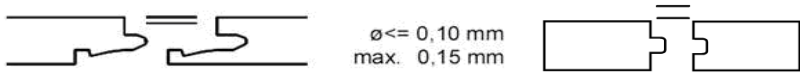
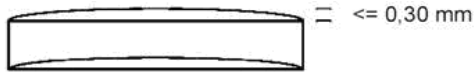
Classification Requirements

Characteristic	Test Method	Valuation
Effect of a furniture leg	EN 424	We recommend the use of protective mats
Effect of castor chair	EN 425	We recommend using felt pads under all furniture legs
Chemical resistance	EN 13442	Category 5
Bond strength/gross cut test	ISO 2409	Category 0
Slip resistance	CEN/TS15676	USRV 54(Dry)
Moisture content	EN 13489	6-9%

Sustainability

Performance	Certifications/Credits	Minimum Requirements	Performance vs Requirements
Low Emitting Material	CARB ATCM93120	Phase 2	Compliant
Low Emitting Material	LEED EQ	CDPH SM v1.1 - 2010	FloorScore Certified

Tolerance

Thickness Variance	≤0.5mm
Openings between join panels	≤0.15mm
Dimension Tolerance Length & Width (mm)	
Squareness (mm)	
Height Variation (mm)	
Edge Straightness (mm)	
Flatness	Width Flatness, concave<0.15%, convex<0.20% Length Flatness, concave<0.50%, convex<1.0%

Packaging Information

	Length (mm)	Width (mm)	Thickness (mm)	Sq. ft. per Carton	Weight (lb. per carton)
Plank	600	120	12		
Carton	605	245	225	28	47

Pallet Information

	Length (mm)	Width (mm)	Height (mm)	Volume (m³)	# of carton per Pallet	Sq. ft. /pallet	Weight (lb.)
Pallet	1210	980	1000	1.19	36	1008	1692



ENG801



ENG802



ENG803



ENG804