

# Schluter®-DITRA-HEAT

Electric floor warming system with integrated uncoupling technology



PROFILE OF INNOVATION



Bare Feet   
WANTED





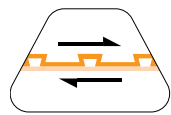
## Warmth, beauty, and resilience underfoot

Ceramic and stone tiles are ideal surface coverings because they are durable, hygienic, and easy to maintain. However, two common concerns with tile are that they are prone to cracking and can be cold to the touch.

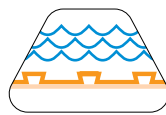
The DITRA-HEAT electric floor warming system incorporates uncoupling technology that prevents tiles from cracking, along with loose heating cables that allow you to add heat wherever desired. DITRA-HEAT allows you to protect the integrity of your investment and enjoy the luxury of heated floors.

### Advantages of DITRA-HEAT

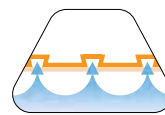
- Electric floor warming system adds luxury to any room
- Uncoupling technology is directly incorporated into the system to protect tiles from breaking
- Heating zones are easily customizable using loose cable and studded mat
- Easy to install; no need for the use of clips, fasteners, or leveling compound
- Minimal assembly thickness allows easy transitions to lower surface coverings
- Provides all the same attributes as the original award-winning DITRA: uncoupling, waterproofing, vapor management, and load support



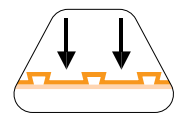
Uncoupling



Waterproofing



Vapor Management



Load Support

### Also Available – Schluter®-DITRA-HEAT-TB

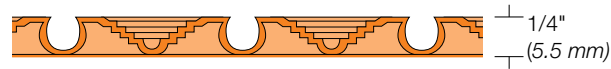
- Features an integrated thermal break
- Warms tiled floors up to 70% faster over concrete substrates
- Saves energy by directing heat to the tile, not the subfloor
- Provides all of the same protective properties as DITRA-HEAT

# Choosing the ideal DITRA-HEAT membrane

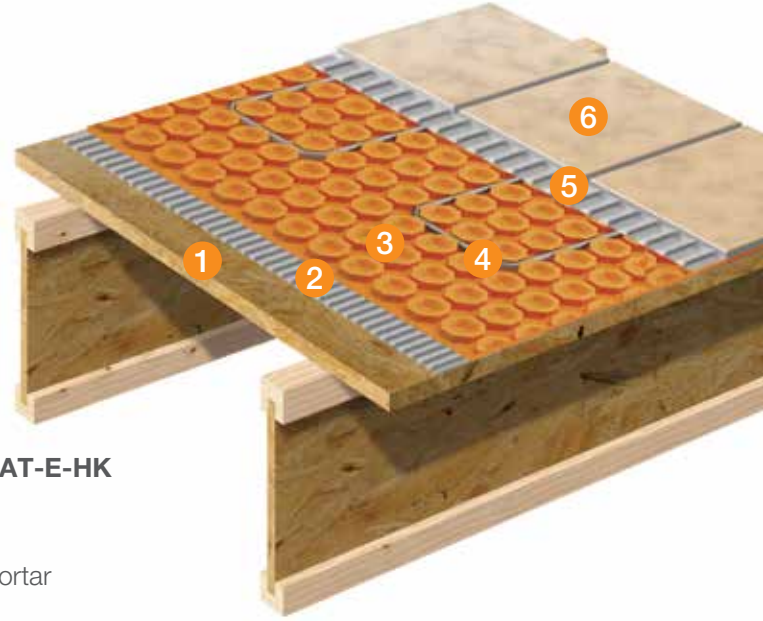
Both DITRA-HEAT and DITRA-HEAT-TB provide floor warming along with the benefits of uncoupling, waterproofing, vapor management, and support for a long lasting installation over virtually any substrate.

## Schluter®-DITRA-HEAT Ideal for plywood and OSB substrates

Only 1/4" (5.5 mm)-thick, DITRA-HEAT provides the thinnest possible assembly without sacrificing performance.

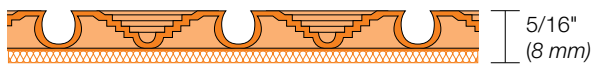


- 1 Plywood or OSB
- 2 Modified thin-set mortar
- 3 Schluter®-DITRA-HEAT  
Uncoupling membrane with floor warming
- 4 Schluter®-DITRA-HEAT-E-HK  
Heating cables
- 5 Unmodified thin-set mortar
- 6 Tiles

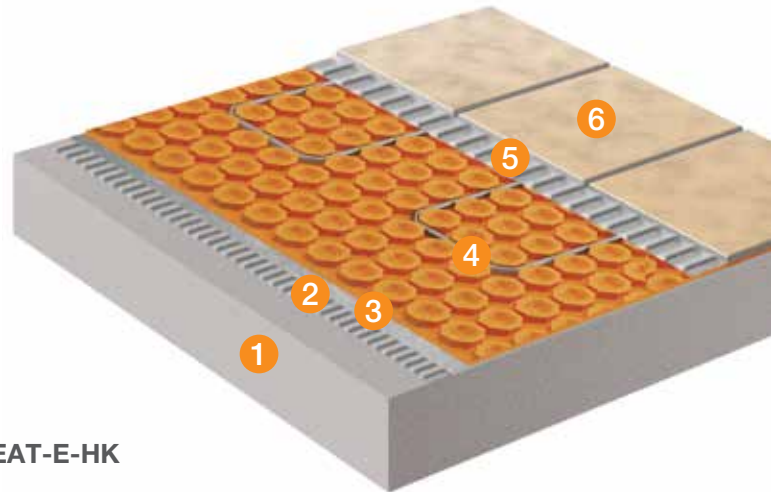


## Schluter®-DITRA-HEAT-TB Ideal for concrete substrates

With its integrated thermal break, DITRA-HEAT-TB is ideal for concrete substrates as it increases efficiency and produces warm floors faster, resulting in saved energy costs.



- 1 Concrete
- 2 Unmodified thin-set mortar
- 3 Schluter®-DITRA-HEAT-TB  
Uncoupling membrane with integrated thermal break
- 4 Schluter®-DITRA-HEAT-E-HK  
Heating cables
- 5 Unmodified thin-set mortar
- 6 Tiles





## Components



### DITRA-HEAT Membranes


Available in both mat and roll formats, the DITRA-HEAT membranes are designed to secure the system heating cables in place while serving as universal substrates for tile coverings.

Similar to DITRA, the original uncoupling membrane, DITRA-HEAT and DITRA-HEAT-TB neutralize the differential movement stresses between the substrate and the tile covering to prevent cracked grout and tile while also providing effective waterproofing, vapor management, and load support.



### Heating Cable

The twisted pair heating cables are specifically designed to be used with the DITRA-HEAT membranes. There is no need for clips, fasteners, or self-levelers as the cables are easily snapped into place. Available in 120 and 240 Volt formats, the cables can be installed without returning to the thermostat and produce virtually no electromagnetic fields.



### Thermostats and Power Module

There are three thermostat options to choose from: programmable touchscreen (RT), digital programmable (RSD), and digital non-programmable (R). All thermostats support both the 120 and 240 Volt cables and feature a built-in Ground Fault Circuit Interrupter (GFCI).

When heating a large expanse of tile, the DITRA-HEAT-E-RR power module extends the power output when used in conjunction with the DITRA-HEAT-E-RT or DITRA-HEAT-E-R thermostats.



### Schluter®-DITRA-HEAT-E-KIT

All components needed to warm your floors, in one convenient kit. Add luxury to any room—easily!

# Installation Overview



Using a thin set mortar appropriate for your sub-floor, apply DITRA-HEAT or DITRA-HEAT-TB to the floor, fleece side down.



Embed the heating cables between studs, at a spacing of 3 studs.



Using unmodified thin set mortar, tile can be installed over DITRA-HEAT and DITRA-HEAT-TB immediately; no need for self-levelers.

Visit **Schluter.com** for everything you need to know about DITRA-HEAT, including:



**Videos**



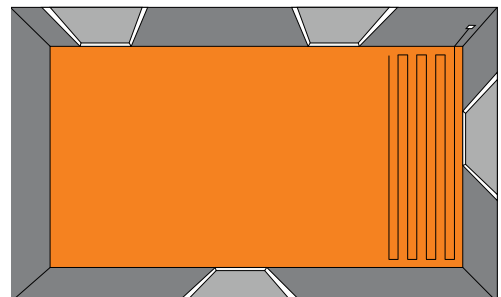
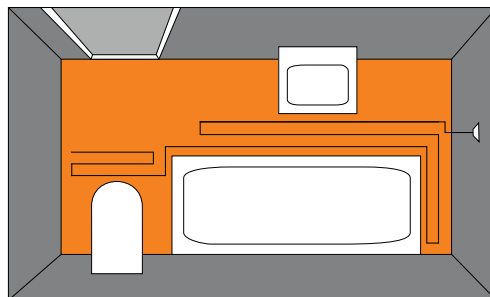
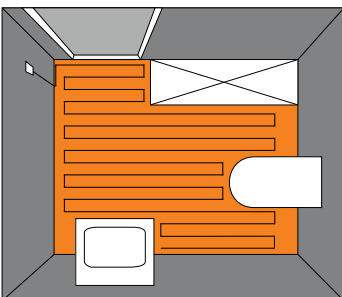
**Calculator**



**Downloads**

## Customizable heating zones

With DITRA-HEAT, the installer has the advantage of combining loose cable with a mat that can be easily cut to the size and shape of the room. Cables can be placed wherever heat is desired to achieve customized heating zones, or placed throughout the room to heat the entire floor.



**We stand behind our products.**



Membrane + Cables =  
**System Warranty!**

DITRA-HEAT is a complete system involving components that are designed to work together. As such, DITRA-HEAT-E-HK cables must be used in conjunction with the DITRA-HEAT membrane to benefit from the full system warranty. For full warranty details, please visit: [schluter.com/warranty](http://schluter.com/warranty)



**Winner of the 2015 Tile & Stone Installation Contractor CLEARReport**

Tile contractors across North America voted DITRA-HEAT as the Most Preferred Brand of Electric Radiant Heat for 2015.



**Schluter Systems L.P.** • 194 Pleasant Ridge Road, Plattsburgh, NY 12901-5841 • Tel.: 800-472-4588 • Fax: 800-477-9783  
**Schluter Systems (Canada) Inc.** • 21100 chemin Ste-Marie, Ste-Anne-de-Bellevue, QC H9X 3Y8 • Tel.: 800-667-8746 • Fax: 877-667-2410

[www.schluter.com](http://www.schluter.com)